



Desk system

Multibase

design: Balma Design Team

The Multibase is a desk system with an exceptionally functional structure. Desks from this range can be freely changed and extended, creating single or multi-person workstations. It's essence is one common, simple assembly system, which allows the legs to be replaced without the need to replace the tops. The desks are equipped with a functional and reliable mechanism for moving the desktops, so that you can easily reach the cable duct mounted on the front of the desk or - in the case of double workstations - the common cable duct in the center. Many types of legs and a mobile version make this furniture system universal and attractive.

ADDITIONAL EQUIPMENT:

- desk screens with or without upholstered panel
- cable ducts
- front shields
- PC hanger with an option to adjust the width
- a knob for hanging small items, attached to the frame under the desk

FUNCTIONAL FEATURES:

- easy and quick assembly
- the ability to quickly rearrange the workplace
- unlimited possibilities of building workstations
- dedicated equipment: screens, cable ducts, PC holders, front shields

WORKTOPS:

- MFC thickness 25 mm - all colors according to the Balma pattern book, 2 mm rim
- straight tops or tops with 'scalloped' cut-outs - option at extra charge
- possibility to configure cable ports
- tops adapted to the mounting of P5 and Etum screens

FRAME:

- metal, powder coated in full colors according to the Balma pattern book
- table top sliding mechanism for easy access to the cable duct under the table top
- option of supporting the desks on a cabinet or a container

Legs:

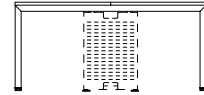
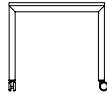
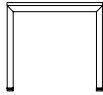
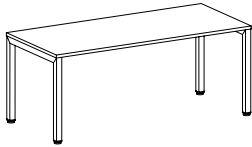
Single desks

Single desks
on wheels

Double desks

Benches
(4 pers. | 6 pers.)

G4



sliding top
extension range: 12 cm

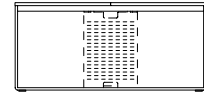

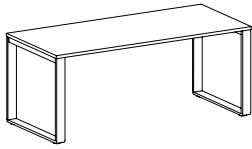


supported on
one side
or a container



leveling feet
in the range of 10 mm

Mixt



sliding top
extension range: 12 cm



supported on
one side
or a container



leveling feet
in the range of 10 mm

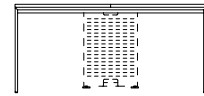
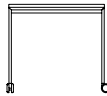
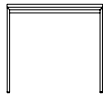
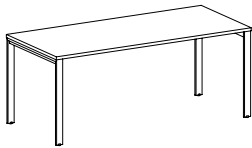


B frame version
(only for fixed tops)



option with height
adjustment 70-82.6 cm

N4



sliding top
extension range: 12 cm

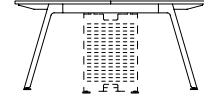
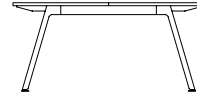
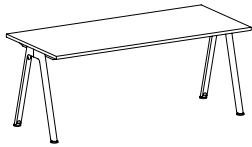


supported on
one side
or a container



leveling feet
in the range of 10 mm

P4



sliding top
extension range: 12 cm

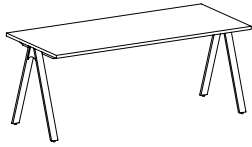


supported on
one side
or a container



leveling feet
in the range of 10 mm

A



sliding top
extension range: 12 cm

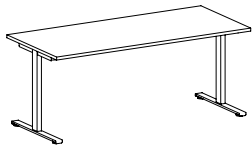


supported on
one side
or a container



leveling feet
in the range of 10 mm

T



sliding top
extension range: 12 cm



supported on
one side
or a container

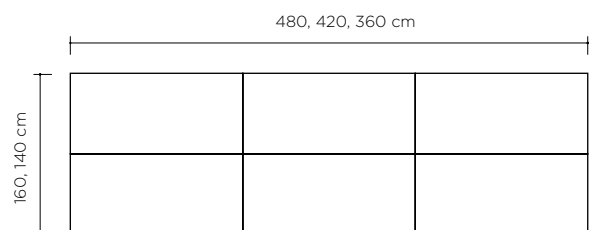
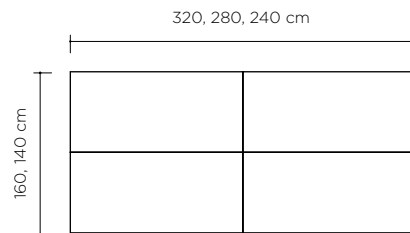
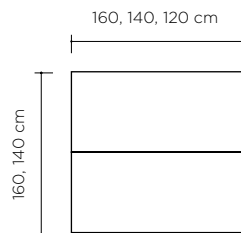
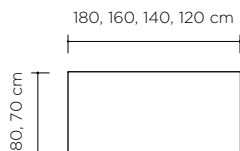


leveling feet
in the range of 10 mm



option with height
adjustment (74-86 cm)

Desktops:



scallop cut-out
(40 lub 60 mm depth)



apertures for cable ports